


# ST IVES SCHOOL

Every Child, Inspiring Learning, Every Day



A GUIDE FOR STUDENTS, PARENTS & CARERS  
2023/2024



# WELCOME TO ST IVES SCHOOL

Dear Student, Parent/Carer

We are looking forward to welcoming you to St Ives School and to you joining our thriving school community.

It has been such a privilege to have joined St Ives School as Headteacher this year, and I am delighted to welcome you to our fantastic school to begin your journey with us. This is an exciting time to join St Ives School and we have a number of fantastic developments planned over the next 12 months that I look forward to sharing with you.

Students soon settle into our school routine and we pride ourselves on the warm welcome that new students receive from staff and students. Do not worry if you feel confused or a little anxious, that is to be expected and you will soon feel confident and part of the school.

Once you have arrived, if you need any help, please ask your Form Tutor.

We look forward to you joining the school and wish you every success and happiness during your time with us.

Best wishes

Mr Horner

Headteacher

# TERM DATES & HOLIDAYS



## **AUTUMN TERM 2023**

Wednesday 6th September - Tuesday 19th December

**Wednesday 6th September is for Year 7 & Year 11 students only**

**Thursday 7th September all students return to school**

**STAFF TRAINING** – Monday 4th September and Tuesday 5th September.  
**(school closed to students)**

**Open Day** — Thursday 28th September  
(students to work at home remotely)

**(Half Term Monday 23rd October – Friday 27th October)**

## **SPRING TERM 2023**

Monday 8th January – Friday 28th March

**STAFF TRAINING** - Thursday 4th January and Friday 5th January  
**(school closed to students)**

Feast Day — Monday 5th February — Students work at home

**(Half Term Monday 12th February – Friday 16th February)**

## **SUMMER TERM 2023**

Monday 15th April – Tuesday 23rd July

**(Half Term Monday 27th May – Friday 31st May)**

# MEALS

We have two dining areas where students can purchase food and drink before school and at break and lunchtime.

We operate a cashless catering system. Parents need to open a school gateway account to upload funds for students to spend. It is advised that any money added to the account is done at least 24 hours in advance of spending. There is a preset limit of £5 daily spend, but this can be altered at parents request.

Students can access their catering account at the till with a registered thumb print or a canteen card. Parental permission is required to register a students thumbprint.

The price of a set meal is £2.65. Students who have free school meal entitlement will have this added to the cashless catering system each day to access at the till.

Students who bring a packed lunch can eat in the dining area, hall or eat outside if the weather is fine.

Students are encouraged to keep well hydrated and to bring in a water bottle each day. There are 2 water fountains for use at break and lunchtime. Please note we do not permit **fizzy drinks or energy drinks.**



# HOW PARENTS CAN SUPPORT LEARNING



- Talk about what your child has been learning in school.
- Asking your child questions about “how”, “why” and ask them to teach you what they have learnt.
- Challenge ideas and encourage your child to think about how their learning links to things in the ‘real world’.
- Create opportunities for your child to find out how other people learn and ways that they remember things.
- Provide a quiet area for homework and help your child to manage their time and deadlines.
- Check your child has their equipment, PE kit, books, bag (rucksack) and water bottle each day.

## **FORM TUTORS:**

If you have any concerns about your child, the Form Tutor is the first point of contact for parents.

# SCHOOL UNIFORM



| ITEM  | ACCEPTABLE   | UNACCEPTABLE   |
|---|--|--|
| <b>BLAZER</b>   | <p>The St Ives School Blazer<br/>(Embroidered with the School logo)</p> <p>Blazers must be worn at all times in the School corridors</p> | <ul style="list-style-type: none"> <li>Non-School badges attached to the blazer</li> </ul>   |
| <b>FOOTWEAR</b>   | <p>Black Shoes or plain black canvas/trainer style school shoes with black laces (where required).</p>                                   | <ul style="list-style-type: none"> <li>Coloured laces or soles</li> <li>High heels</li> <li>Any logo/coloured trim</li> <li>Boots, high heels, open toe shoes or flip-flops, trainers, suede shoes.</li> </ul>               |
| <b>TROUSERS/SHORTS</b>  | <p>Charcoal grey tailored trousers or shorts.<br/>(Plain black leather belt if required)</p>   | <ul style="list-style-type: none"> <li>Black or light grey in colour</li> <li>Fashion trends including:- Chinos, Skinny Fit, Jeans, Jeggings or Cords</li> <li>Visible logo or brand names</li> <li>Fashion belts</li> </ul> |
| <b>SKIRTS (Please note black tights minimum 40 denier must be worn with school skirt)</b> | <p>Charcoal grey St Ives School branded skirt, knee length or just on the knee, available from school suppliers.</p>                     | <ul style="list-style-type: none"> <li>Any other non St Ives School skirt</li> </ul>   |
| <b>SHIRTS</b>   | <p>Sky blue with collar.<br/>Tucked into trousers / skirt</p>  | <ul style="list-style-type: none"> <li>Light blue in colour</li> <li>Fashion blouses</li> <li>Visible logo or brand names</li> </ul>   |
| <b>NAVY V NECK JUMPER (Optional)</b>  | <p>Plain navy v-neck jumper</p>  | <ul style="list-style-type: none"> <li>Cardigans, sweatshirts or hoodies</li> <li>Black or grey in colour</li> <li>Round, scoop, square or slash neck</li> </ul>   |
| <b>TIGHTS/SOCKS</b>   | <p>Black tights to be worn with skirt (minimum 40 denier)<br/>Black socks</p>  | <ul style="list-style-type: none"> <li>Long socks including over the knee</li> <li>Patterned or coloured tights or socks</li> <li>White / grey socks</li> <li>Leggings</li> </ul>  |
| <b>TIES</b>   | <p>St Ives School House Tie (clip on)</p>  |  |

# PE UNIFORM



| ITEM  | ACCEPTABLE   | UNACCEPTABLE   |
|---|--|--|
| <b>POLO SHIRT</b>                                 | The St Ives School polo shirt embroidered with the School logo available from school suppliers.<br>Students can wear either standard or fitted cut polo                  | <ul style="list-style-type: none"> <li>Non school polo shirt or rugby jersey</li> </ul>  |
| <b>RUGBY JERSEY (optional)</b>                    | The St Ives School reversible rugby jersey embroidered with the School logo, available from school suppliers.<br>Students can wear either a polo shirt or a rugby jersey | <ul style="list-style-type: none"> <li>Non school polo shirt or rugby jersey</li> </ul>  |
| <b>SHORTS</b>                                     | The St Ives School PE shorts.<br>Students can choose to wear the PE Shorts or Leggings   | <ul style="list-style-type: none"> <li>Non school PE shorts</li> </ul>   |
| <b>PE LEGGINGS</b>                                | The St Ives School PE Leggings.<br>Students can choose to wear PE Shorts or Leggings   | <ul style="list-style-type: none"> <li>Non school PE Leggings</li> </ul>   |
| <b>SOCKS</b>                                      | St Ives navy PE socks (for rugby and football lessons)<br>White sports socks (for all PE lessons except those activities requiring studded boots)                        |  |
| <b>FOOTWEAR</b>                                   | Studded boots for all rugby and football lessons.<br>Trainers  | <ul style="list-style-type: none"> <li>Trainers must be suitable for indoor and outdoor use with white, non-marking</li> </ul> |
| <b>OPTIONAL ITEMS</b><br>available from suppliers | St Ives School PE Hoody<br>St Ives School Showerproof Sports Jacket<br>St Ives School Tracksuit Bottoms  | <ul style="list-style-type: none"> <li>Non school design optional items</li> </ul>   |
| <b>OPTIONAL ITEMS</b>                             | Plain black or navy base layers<br>Shinpads and mouthguards (we strongly advise students to use these items for football and rugby)                                      |  |

School uniform and PE kit is available from:

**Trophy Textiles:** Unit 2D Pool Business Park, Dudance Lane, Redruth, TR15 3QW. [www.trophytextiles.co.uk](http://www.trophytextiles.co.uk)

# HOME LEARNING & ClassCharts

## Home Learning KS3 Homework

### Rationale

To support all students, and in particular to advantage our disadvantaged students, through a whole school approach to KS3 home learning that supports the development of positive habits for work away from lessons.

1. Homework has a positive impact on average (+5 months), particularly with pupils in secondary school.
2. Some pupils may not have a quiet space for home learning.
3. Homework that is linked to classroom work tends to be more effective.
4. It is important to make the purpose of homework clear to pupils.

*Education Endowment Foundation*

### Monitoring and Support

- All KS3 students provided with a home learning book.
- Daily Review and Daily Independent reading are monitored by Tutor during morning Tutor Period (approximately 5 per day)
- Sparx Maths monitored by Maths teachers
- MFL Vocabulary monitored by MFL teachers.
- Homework club available every day after school.
- Award positive behaviour points for completion of home learning.
- Incomplete home learning tasks will result in an email home from the Tutor and an 'invite' to additional support through the homework club.

### Universal Offer

Key Stage 3 students in St. Ives School will all receive the same programme for Home Learning. The programme is designed to build on the memory retrieval techniques we are developing in lessons, to support progress in subject areas, and also the further development of literacy, numeracy and languages:

- Daily Review
- Daily Independent Reading
- Weekly Sparx Maths
- Weekly MFL vocabulary

### Daily Review

- Students are provided with a home learning book to record their daily review.
- A daily review is completed for each lesson.
- The review can be in the form of bullet points, a summary, or a diagram

### Daily Independent Reading

- Students are expected to read independently for 30 minutes a day
- Students record a summary of what they have read
- The home learning book is used to record independent learning

### Sparx Maths (weekly)

- Students are to be set 30 minutes of Sparx Maths a week.
- Sparx maths will be set on a Wednesday and are due for completion by the following Wednesday.
- Sparx Maths is completed online

### MFL Vocabulary

- Students are to be set 30 minutes of MFL vocabulary and language activity each week.

Home Learning is an important part of your child's learning. All Home Learning will be set on an app called ClassCharts which both parents/carers and students can access to view Home Learning, attendance, House Points, Behaviour Points and student timetables.

We run a Home Learning club twice a week, details to be confirmed in September.



# WHAT TO DO IF .....



## **YOU CHANGE YOUR HOME ADDRESS/EMAIL OR TELEPHONE NUMBERS**

Please provide Reception with any new details straight away.

## **YOU FEEL UNWELL IN SCHOOL**

Inform your Form Tutor or teacher and ask their permission to go to Reception. You will then be supported by trained staff and asked to go to the Medical Room. If necessary your parents/carers will be contacted.

## **YOU ARE LATE TO SCHOOL**

If you arrive late to school you must go to Reception where you will be signed in. You should bring a note explaining your lateness. We expect students to be on time every day unless there are exceptional circumstances.

## **YOU LOSE SOMETHING**

Before you report the item as lost or stolen...

Look very carefully near where you last saw the item. Search the corridor and nearby classrooms. Ask the other students if they have seen the item. Tell your form tutor and check in Reception.  
**(Remember to name all your items).**

## **YOU WOULD LIKE A LOCKER**

During the first few weeks your Form Tutor will tell you how you can obtain a locker.

# USEFUL INFORMATION

## APPEARANCE

Students are encouraged to be neat and tidy in their appearance. It is not acceptable for students to wear heavy make-up to school or have dyed or extravagant hairstyles. Large earrings can be hazardous in certain specialist rooms, therefore one pair of sleepers or studs **only** are to be worn. No other jewellery or facial piercings are permitted. Chewing gum is not permitted in school. Blazers should be worn to, from and around school. All uniform must be clean and in good order. Full details are on our website.

## VALUABLES

The School cannot be responsible for valuable items brought onto the School premises. Many students will have phones. These **must** be switched off and put in your school bag at all times. For child protection reasons no photos/images/videos should be taken on the school premises. MP3/multi media players should not be brought to school. Lockers are available for student use and students are encouraged and reminded to take good care of their belongings.



# MOVEMENT AROUND SCHOOL & ABSENCE



## MOVEMENT AROUND SCHOOL

Corridors can be busy. We ask all students to:

- Keep to the left
- Walk — don't run
- Be considerate and careful
- Be quiet and calm
- Use the one-way system in the Maths and Humanities corridors.
- Only access the allotted toilets for your year group.
- 

Students will soon get to know their way around.

## ABSENCE

It is essential that students attend school. If your child is absent, parents/carers must phone the school (01736 795608) and follow the instructions. Parents/carers must telephone the school **every day** their child is absent. If a student needs to ask for time off school, parents/carers must download a 'request for absence' form from the website or from Reception. Please speak to your Form Tutor if you have any queries. Absence during school term time can only be authorised in exceptional circumstances and we do not authorise term-time holidays.

# TOP TIPS FOR A FLYING START







1. Be positive about the new start. If your child is worried or concerned, remind them that others are in the same situation. Acknowledge their concerns and reassure them about the support available in school.
2. Take advantage of any opportunities to visit us. Contact us for information and answers if your child has any questions.
3. Ensure that your child has all the equipment, PE kit and school uniform they need, so they don't start off by worrying about not being prepared.
4. Make full use of the information and support that we offer. Use our website for information and make sure we have your mobile number and email address to keep you updated.
5. Help your child establish good 'study' habits early; help them organise their time and check their homework is completed.

# EQUIPMENT

Students will need to bring the equipment and books that are needed for each lesson.

Students need:

- School bag (Rucksack style, no tote style bags)
- A blue or black pen(s)
- A ruler
- A pencil
- A pencil sharpener
- A rubber
- Coloured pencils
- A calculator (Casio FX83GTX or FX85GTX preferably)



Please note that students are not allowed tippex in school.

Some days, students will need to bring PE kit; please check their timetable which the students will receive in September.

# USEFUL CONTACTS

School telephone number  
01736 795608

School website  
[www.st-ives.cornwall.sch.uk](http://www.st-ives.cornwall.sch.uk)

Facebook Page  
St Ives School

Enquiries email  
[enquiries@stives.tpacademytrust.org](mailto:enquiries@stives.tpacademytrust.org)

Mr Stevens (Senior Behaviour Lead)  
[sstevens@stives.tpacademytrust.org](mailto:sstevens@stives.tpacademytrust.org)

Miss Hickson (SENDCo)  
[rhickson@stives.tpacademytrust.org](mailto:rhickson@stives.tpacademytrust.org)

# AND FINALLY ....



It may feel like a big change starting a new school — there are new teachers, different lessons, new buildings to find your way around and new ways of learning and organising yourself.

Form Tutors and our staff team will provide excellent support to help our new students settle in and make a flying start.

If there are any questions, please do not hesitate to contact us for advice and information.

## WELCOME TO ST IVES SCHOOL






## KINDNESS







"Treat everyone with respect and kindness. No exceptions."

Kiana TOM  
Fitness Expert / Author / Businesswoman



## LEARNING FROM MISTAKES





"I have not failed. I've just found 10,000 ways that won't work."

Thomas EDISON



## EFFORT





"There's no elevator to success; you have to take the stairs."

ANONYMOUS



## HIGH STANDARDS





"Aim for the moon. If you miss, you may hit a star."

W Clement STONE



## RESILIENCE





"Winners never quit and quitters never win."

Vince LOMBARDI



## RESPECT





"Treat others with respect. How you treat others will be how they treat you."

BUDDHA  
Religious Leader / Teacher



St Ives School  
Higher Tregenna  
St Ives  
Cornwall  
TR26 2BB

<http://www.st-ives.cornwall.sch.uk>